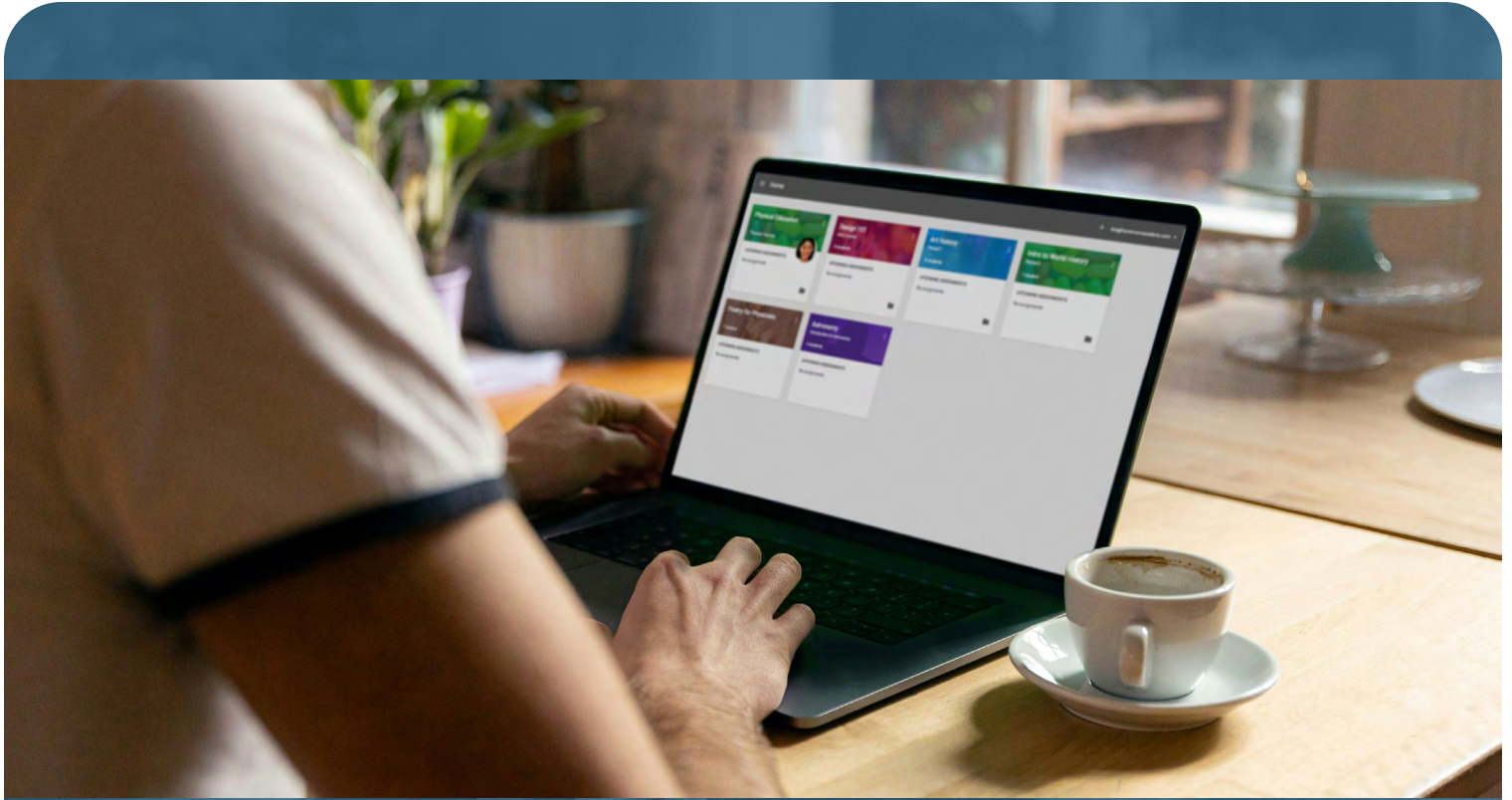




A Parent's Introduction to Google Classroom





Google Classroom

is a free digital platform developed by **Google** for managing assignments and communication between teachers and students. It also integrates other productivity and collaboration tools developed by **Google**, such as **Gmail**, **Drive**, **Docs**, and **Forms** for an enhanced learning experience.

Features of Google Classroom

What **TEACHERS** can do with **Classroom**



Create and manage classes.

Teachers can create a class, enroll students in it, and control the settings for each class.



Collaborate with parents.

Teachers can also enable the guardian email summaries to keep parents informed about their child's progress and help monitor upcoming or missing work.



Post announcements.

Teachers can post announcements to communicate with their students. These announcements can include greetings, motivational messages, reminders about assignments, or any important information that needs to be shared.



Create assignments and quizzes.

Teachers can create and post assignments and quizzes. These activities can vary in length and complexity, and they can include multiple-choice and short-answer questions.

Features of Google Classroom

What **STUDENTS** can do with **Classroom**



Track assignments.

Students can easily monitor their assignments and due dates through the **Classwork** tab and **To-Do** list.



Check teacher's feedback and grades.

After submitting their work, students can view grades and feedback provided by their teachers.



Submit assignments and respond to quizzes.

Students can complete and submit assignments directly within **Google Classroom**. They can take quizzes created by their teachers and attach files for their responses.



Share resources with classmates.

Students can share files, links, and other resources with their classmates through comments and collaborative documents.

Features of Google Classroom

What **STUDENTS** can do with **Classroom**



Participate in discussions with classmates and teachers.

Through the use of **Google Meet** and **Chat**, students can engage in live discussions. They can also contribute by posting comments on announcements and assignments.



Manage schedules.

By viewing important dates for assignments and events, students can manage their school activities effectively.



Collaborate with peers.

Students can collaborate on group work with classmates using collaborative documents like **Google Docs** and **Google Slides**, which can be uploaded to **Google Drive**.

Features of Google Classroom

What **PARENTS AND GUARDIANS** can do with **Classroom**



Get a daily or weekly summary of their child's work

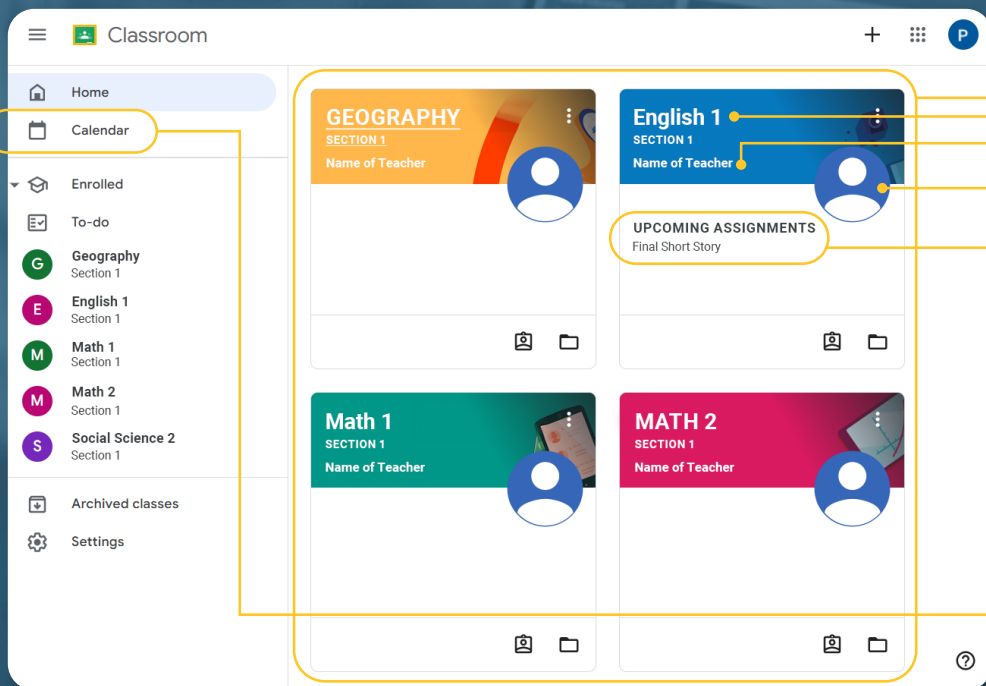
Parents can receive regular email summaries from their child's teacher. The summaries provide an overview of their child's assignments, due dates, and overall progress in class.



Review announcements and activities

Parents can access announcements made by teachers regarding important class updates, events, and activities.

Main Components of the Google Classroom Interface



Classes

Class Subject or Title

Teacher's Name and Photo

Preview of classwork due for submission

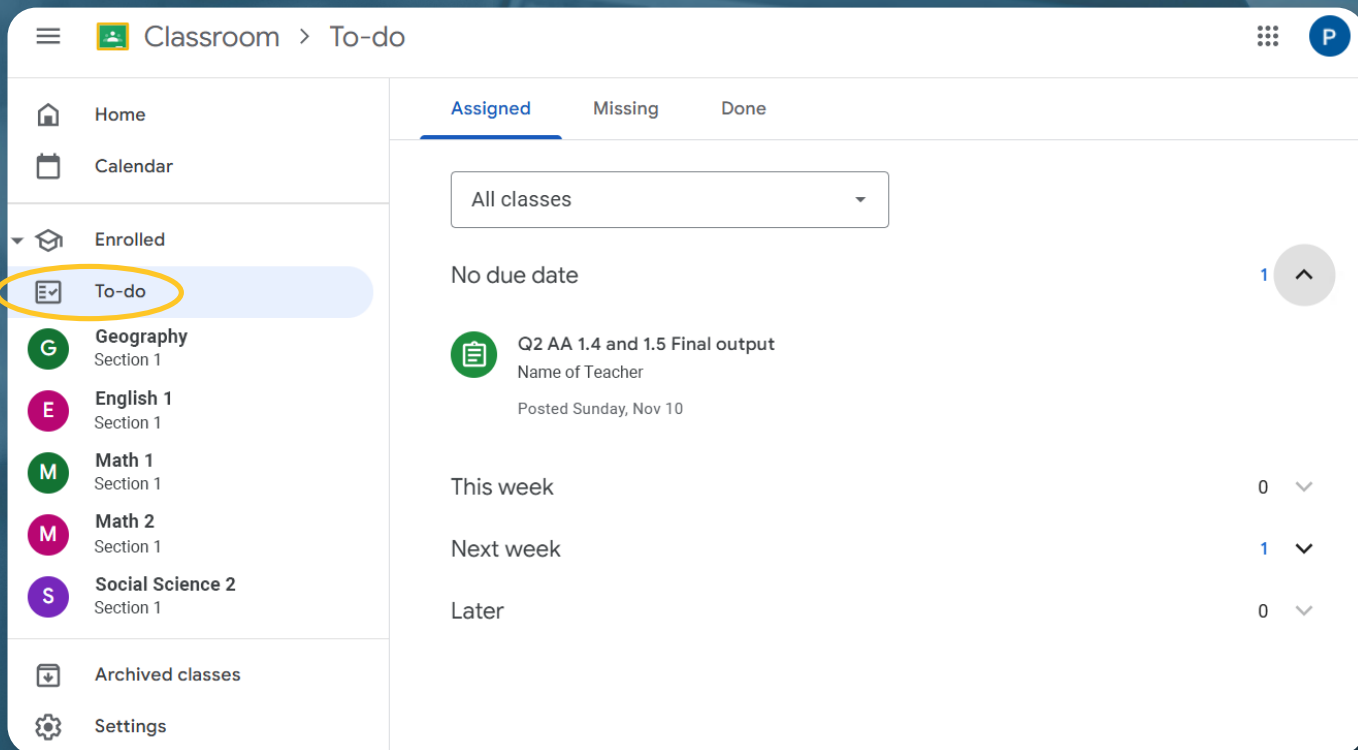
Google Calendar

1

Dashboard.

After logging in, students will see a dashboard displaying all the classes they have been added to or enrolled in. Each class may contain the class title or subject, the teacher's name and photo, and a preview of classwork that is due for submission. From here, students will also see the **Google Calendar** where all classwork from the enrolled classes may be viewed.

Main Components of the Google Classroom Interface

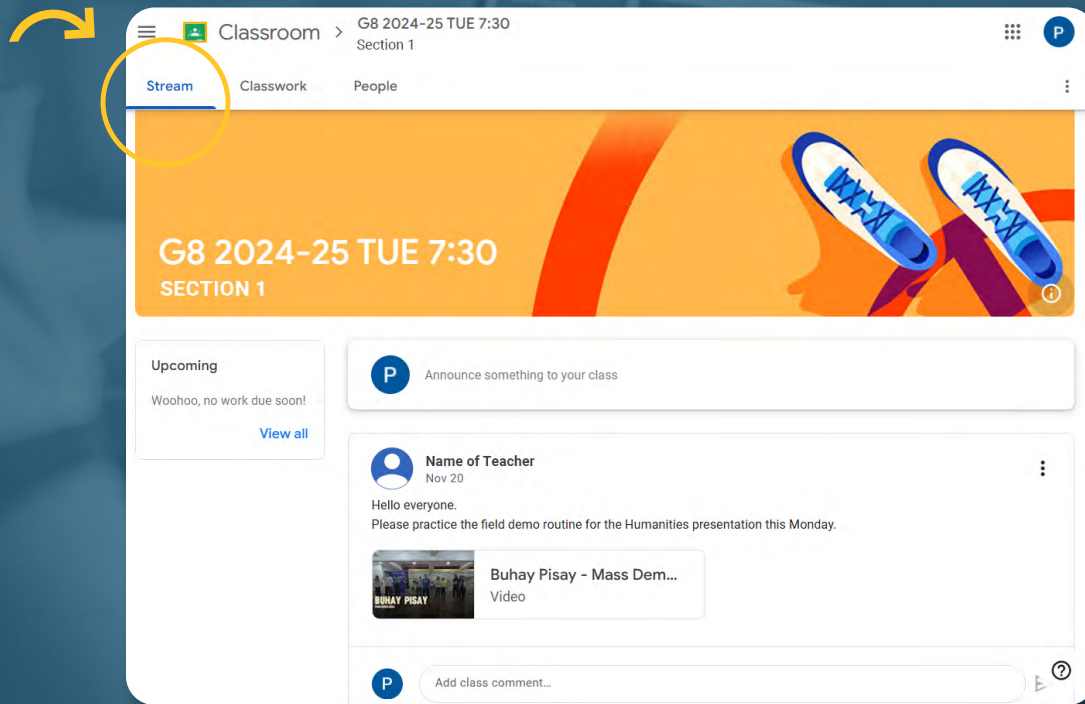


2

To-do.

Apart from **Classes** and the calendar, there is the **To-do** tab where students can get a complete listing of assigned activities from all classes they are enrolled in. The tasks are grouped according to due dates. From here, students can keep track of any missed and completed tasks.

Main Components of the Google Classroom Interface

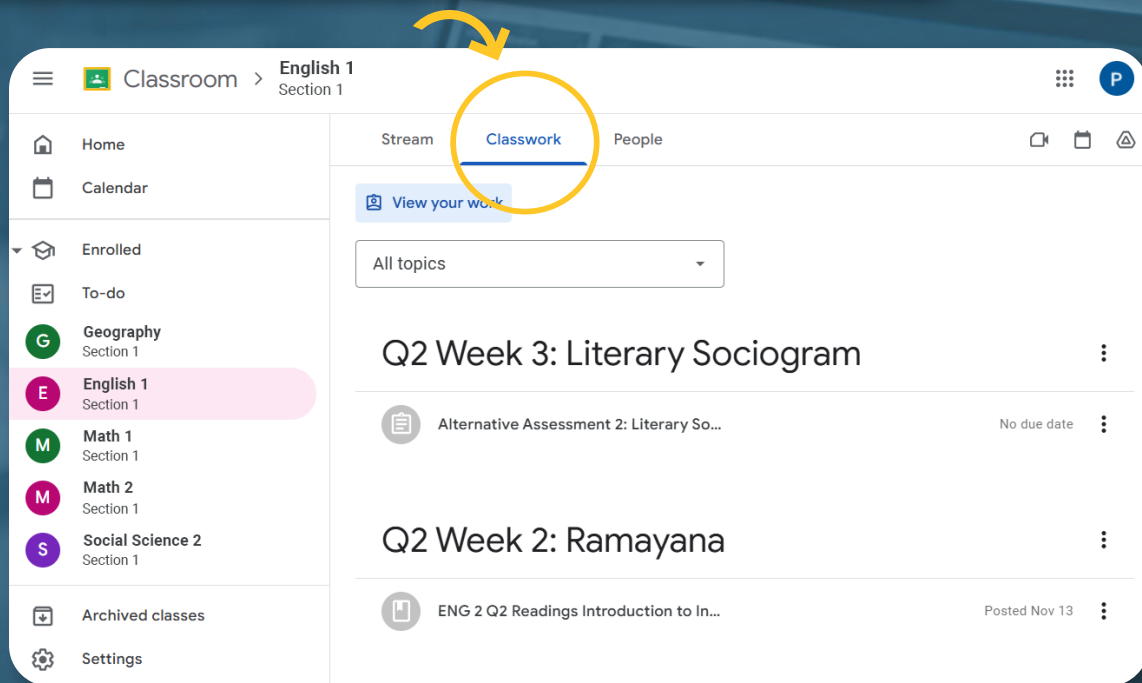


3

Class Stream.

By default, once a student gets into a class, the **Stream** tab will be opened. It is one of the three tabs they will see along with **Classwork** and **People** tabs. **Stream** is where announcements and updates from the teacher are seen, and students may interact with their teacher and classmates by commenting on a post.

Main Components of the Google Classroom Interface



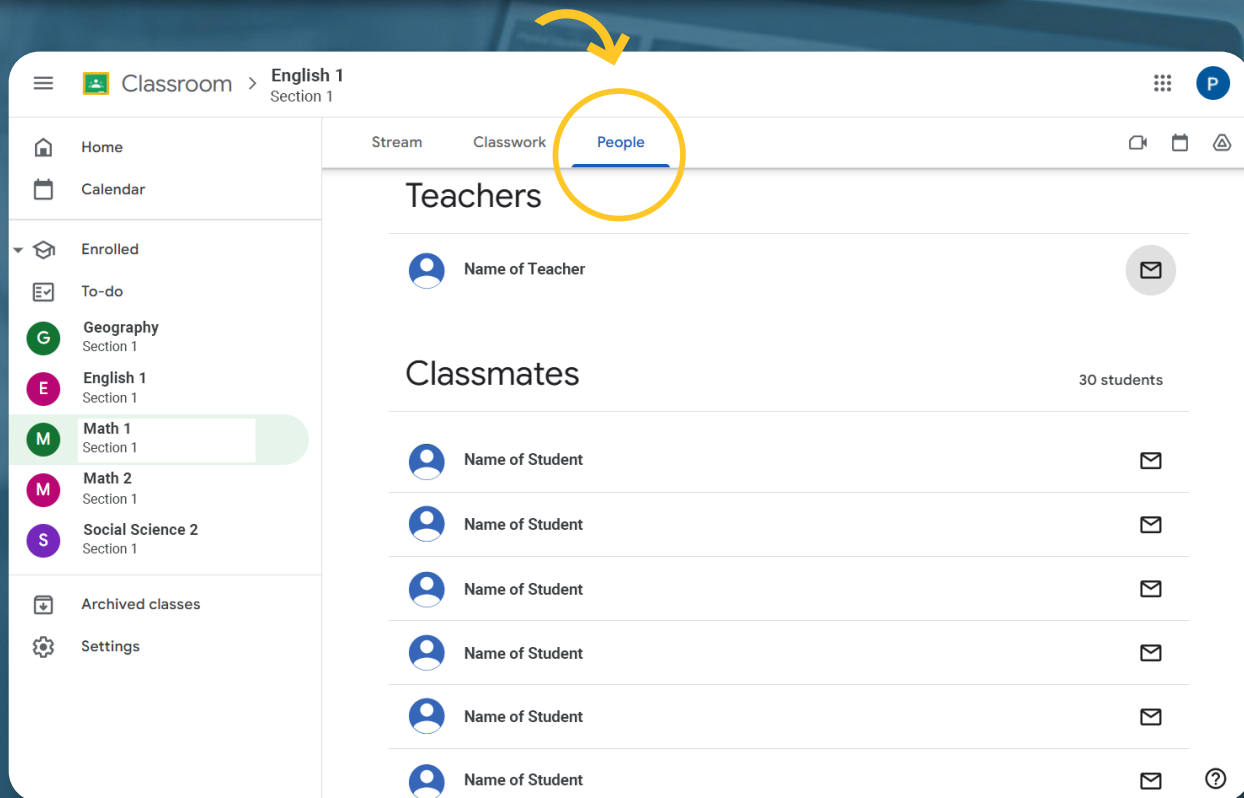
4

Classwork Tab.

This is where students will find assignments, quizzes, and other resources posted by their teacher. Each assignment/quiz usually includes instructions, due dates, and any other materials that students need to accomplish a task. Once completed, the assignments and quizzes can also be uploaded and submitted through this tab by tapping the

Turn in or **Mark as done** button.

Main Components of the Google Classroom Interface



5

People Tab.

This tab displays the name of the teacher assigned to the class and the names of every student enrolled. From here, students may send emails to each other, which is helpful if they need to contact a classmate for a group assignment.

References

- 1 Google Classroom Help. (2024). *About Classroom*.
<https://support.google.com/edu/classroom/answer/6020279?hl=en>
- 2 Google Classroom Help. (2024.) *Get started with Classroom for students*.
<https://support.google.com/edu/classroom/answer/9582544?>

Image Sources:

- 3 Designed by Freepik. *Vector Illustration on Slide 1*. Downloaded on November 6, 2024.
<https://www.freepik.com>
- 4 Photo by Firmbee on Unsplash. *Image of Man Using Apple MacBook in a Cafe* on Slide 2. Downloaded on November 6, 2024.
<https://unsplash.com>