



SEAMEO INNOTECH READER

USER GUIDE
FOR ANDROID





This publication is licensed under Creative Commons Attribution-NonCommercial-ShareAlike 4.0 International (CC BY-NC-SA 4.0). (<https://creativecommons.org/licenses/by-nc-sa/4.0/>)


For more resources on Mobile Technology for Teachers, please visit our website at <https://www.seameo-innotech.org/mt4t> or download the  SEAMEO INNOTECH Reader from your Apple, Android, or Windows device's application store.

Table of Contents

Introduction.....	4
Downloading the SEAMEO INNOTECH (SI) Reader App.....	5
Navigating Inside the SI Reader App.....	6
Downloading e-Books from the e-Reader Library.....	7
Downloading e-Books from the MT4T Website.....	8
Importing e-Books (ePubs and PDFs).....	10
Reading MT4T Interactive e-Books.....	13
The SEAMEO INNOTECH Reader Features for ePubs.....	15
Adjusting the Page Settings.....	16
Exploring the Drawing Tool.....	17
Adding Highlights, Underlines, and Notes (Android Smartphones Only).....	19
Accessing the Table of Contents, Highlights, Bookmarks, and Drawings.....	20
Conclusion.....	21

Introduction

The SEAMEO INNOTECH (SI) Reader is a mobile application developed to serve as SEAMEO INNOTECH’s official e-book reader. It has special features that maximize one’s reading experience when reading e-books on mobile devices and can work on both ePub and PDF files. The SI Reader is compatible with mobile devices running on Android, iOS, iPadOS, and Windows platforms. It is integrated in the Mobile Technology for Teachers (MT4T) website and is also recommended as the e-reader of choice for reading the MT4T e-books. The SI Reader can also be used to cater to SEAMEO INNOTECH’s other customized interactive e-books.

This user guide is intended to facilitate the use of the SI Reader on Android mobile devices including tablets and smartphones.

This SI Reader User Guide includes instructions for the following:

- downloading e-books (both from the SI Reader library and the MT4T website)
- importing e-books
- reading interactive e-books
- highlighting texts/paragraphs
- adding notes to highlighted text/paragraph
- sharing highlighted texts/paragraphs
- exploring the drawing tools
- page settings
 - brightness setting
 - font style, color, and size setting
 - background color setting


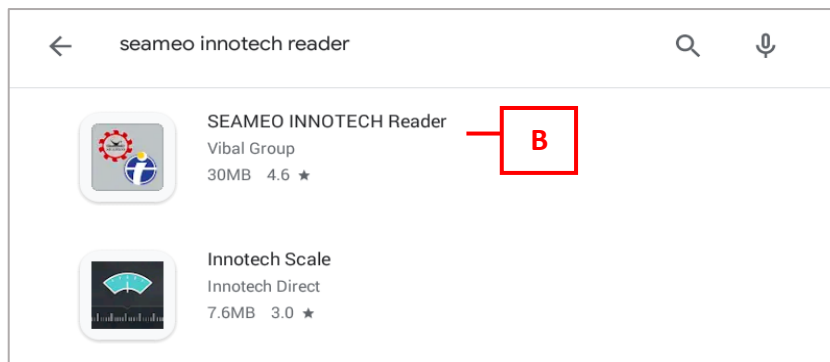

To fully enjoy the SEAMEO INNOTECH Reader for Android mobile devices, we recommend the following device specifications:

Android Smartphone		
Specifications	Minimum	Recommended
Operating System	Android Kit Kat (4.4.)	Android Pie (9.0)
Internal Device Storage	16Gb	32Gb
RAM	2Gb	4Gb
Screen Size	5.5 inches	6 inches

Android Tablet		
Specifications	Minimum	Recommended
Operating System	Android Jelly Bean (4.0.3)	Android Pie (9.0)
Internal Device Storage	16Gb	32Gb
RAM	2Gb	4Gb
Screen Size	7 inches	8 inches

Downloading the SEAMEO INNOTECH Reader App

- Go to **Google Play**. Tap **Apps** to search for an app to download.
- Type **SEAMEO INNOTECH Reader** in the Search Bar. Tap enter/return once you have typed in the app name.
- Tap **Install** to download the app.

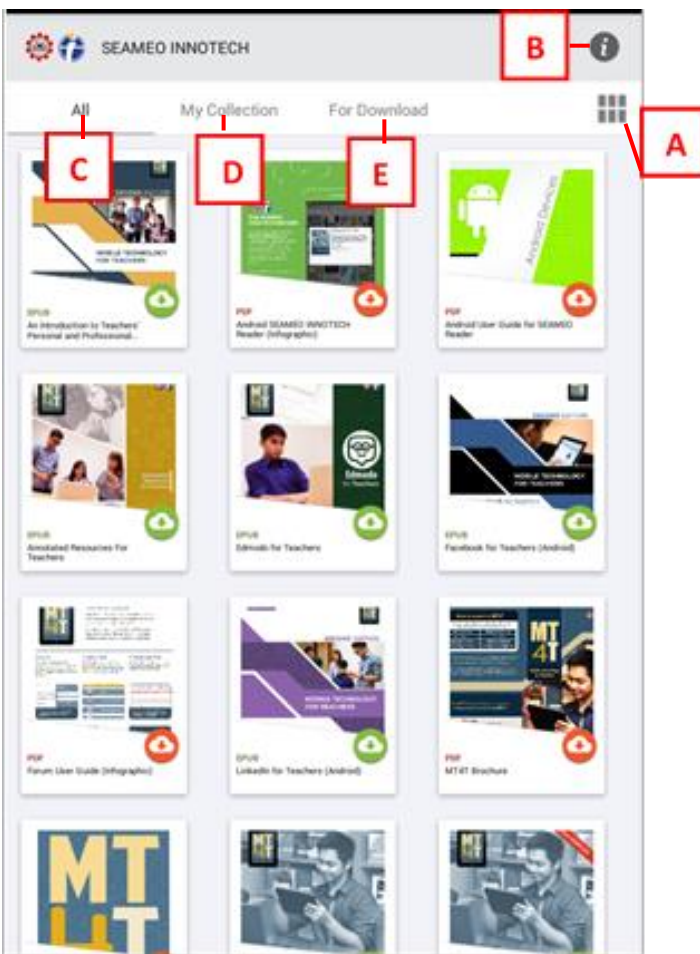


Navigating Inside the SI Reader App

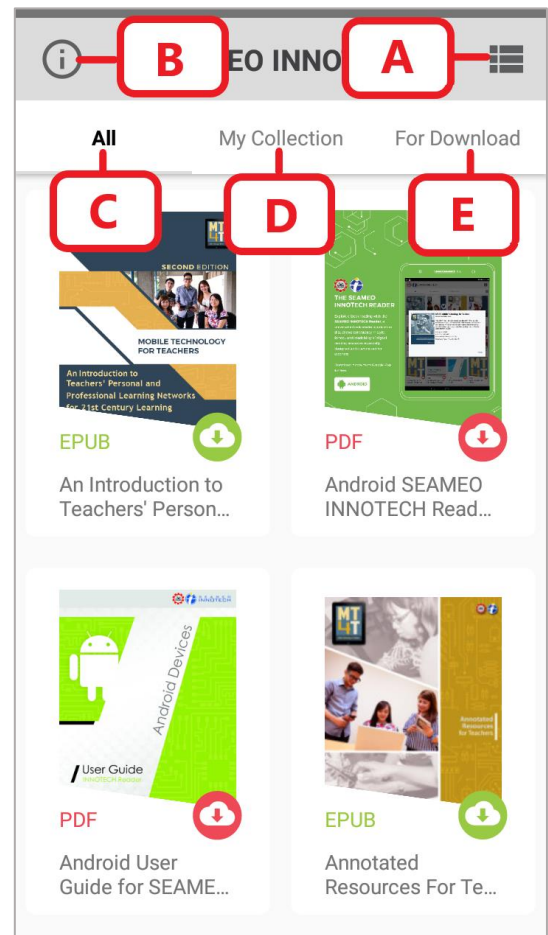
- A. To change from **List** view to **Grid** view, tap the **View icon**.
- B. To view information about the SEAMEO INNOTECH Reader build, tap the **Info icon**.
- C. To view all MT4T e-books, whether downloaded or not, tap **All**.
- D. To view all downloaded MT4T e-books and imported files, tap **My Collection**.
- E. To view all MT4T e-books and other SEAMEO INNOTECH resources available for download from the e-Reader Library, tap **For Download**.

Note: Users with a weak Internet connection might experience a slight delay in displaying the e-books. Kindly wait for the application to finish loading and for the MT4T e-books to be fully displayed.

View from an Android Tablet



View from an Android Smartphone



Downloading e-Books from the e-Reader Library

There are two ways to download an MT4T e-book—one is through the SEAMEO INNOTECH Reader Library and the other is through the MT4T website. The steps to download an MT4T e-book from the SI Reader Library are as follows:

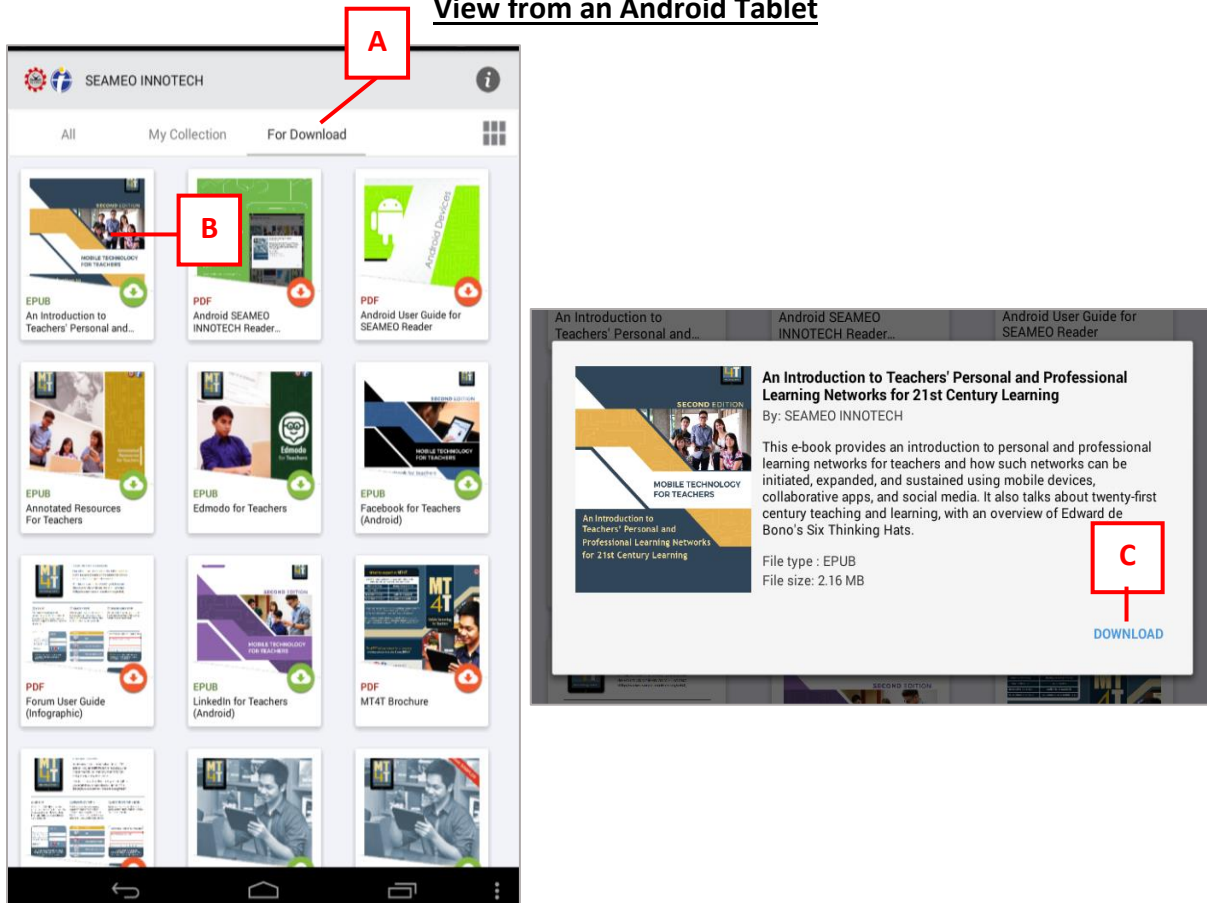
- A. Once the app is open, tap the **For Download** tab.
- B. Select an MT4T e-book to download by tapping the e-book cover.

Note: There are two types of MT4T e-books—PDF and e-Pub. SI Reader can be used to view both file types. A **green** icon indicates an **ePub** file while a **red** icon indicates a **PDF** file.

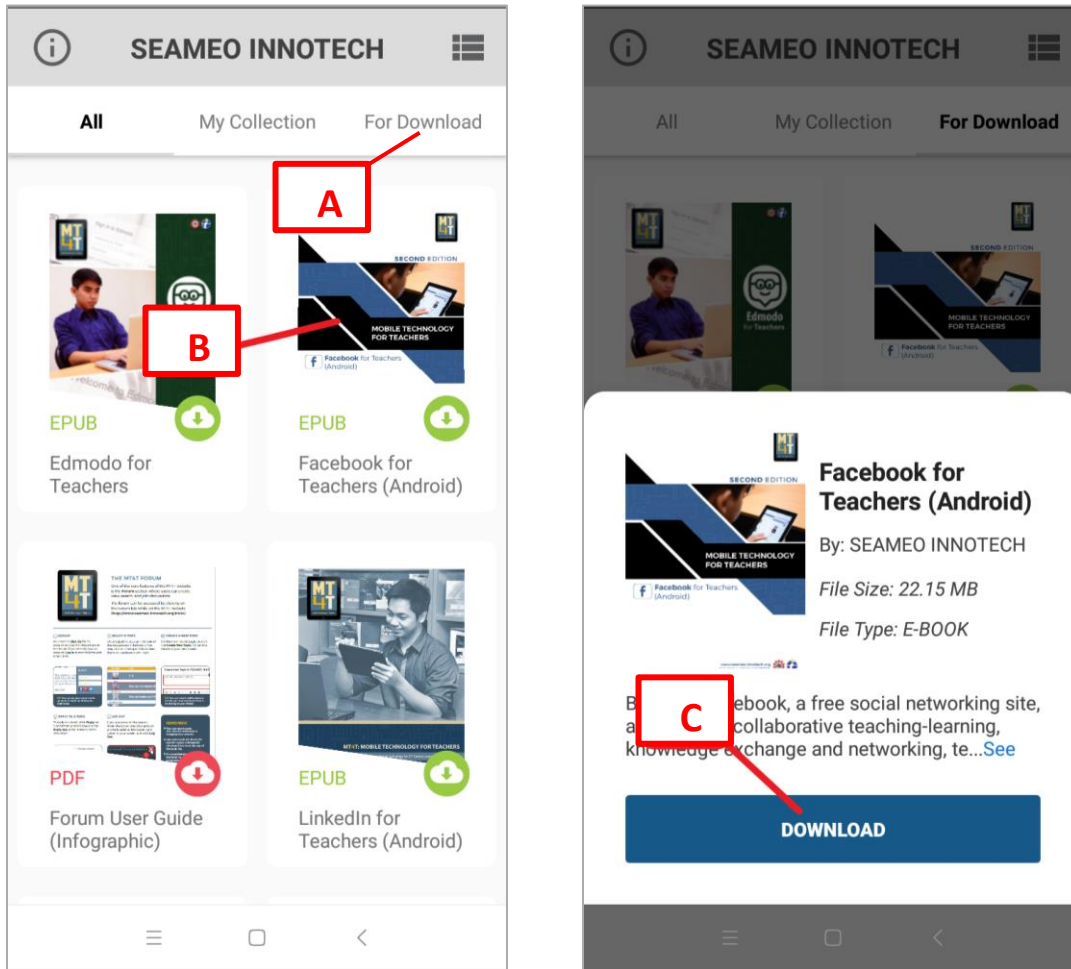
- C. A pop-up will appear with the selected MT4T e-book’s brief description. Tap the **Download** button to proceed with downloading an e-book.

Note: Downloading MT4T e-books will need an Internet connection. Please ensure that your Android mobile device is connected to the Internet to download. This could be through Wi-Fi or your Android mobile device’s cellular data. A slow Internet connection may affect the speed of downloading an MT4T e-book.

View from an Android Tablet



View from an Android Smartphone

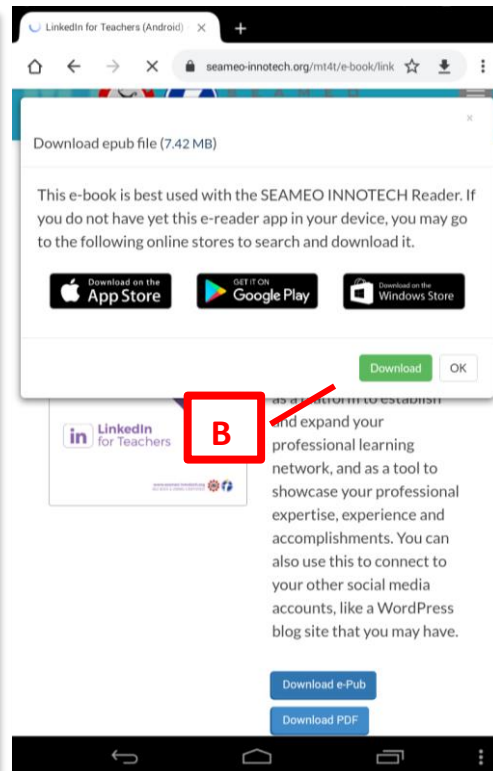
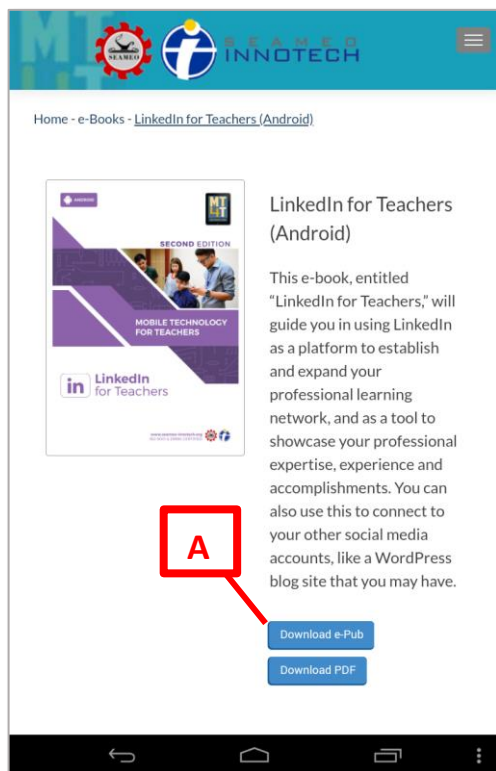
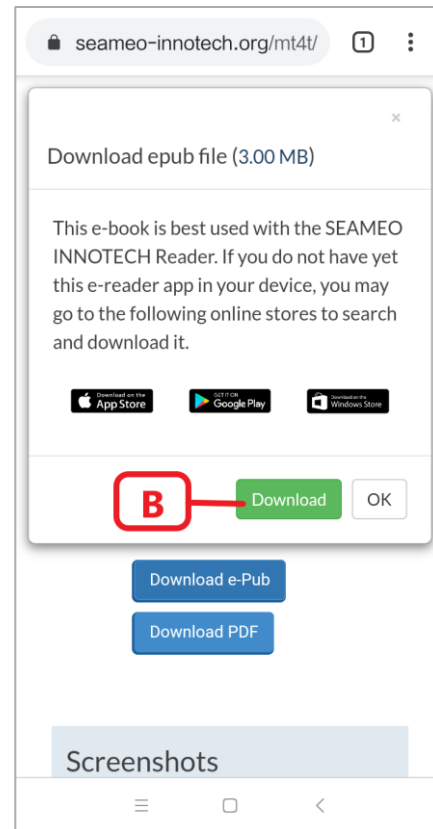
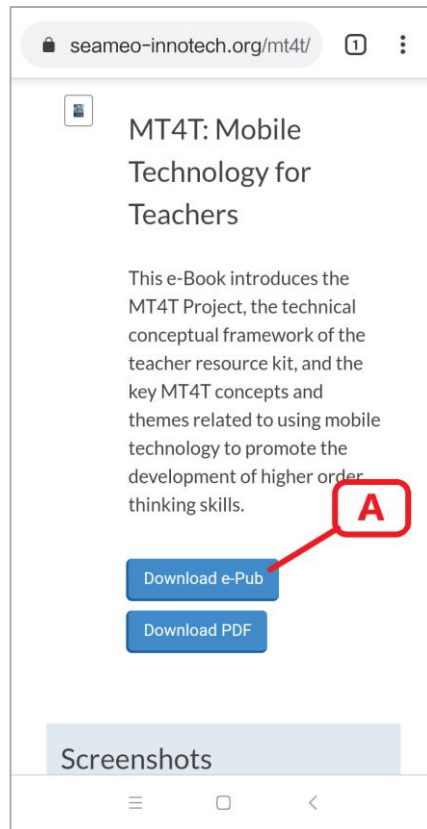


Downloading e-Books from the MT4T Website

- A. Go to www.seameo-innotech.org/mt4t/e-books/. Select an MT4T e-book then tap the **file type** (PDF or ePub) of the e-book you want to download.
- B. A pop-up will appear; tap the **Download** button to proceed with the MT4T e-book download. Wait for the download to finish.

Note: The downloaded MT4T e-book file will be saved on your Android mobile device's local storage. To read an MT4T e-book, open the file in the SEAMEO INNOTECH Reader app. Read more about importing the downloaded file on the succeeding pages.

View from an Android Smartphone



View from an Android Tablet

Importing e-Books (e-Pubs and PDFs)

Importing is the process of bringing or copying the file from your device's local storage to a software or a Web application. On the other hand, when the users are copying files such as documents or images from a web server to your device's storage, it is called downloading.

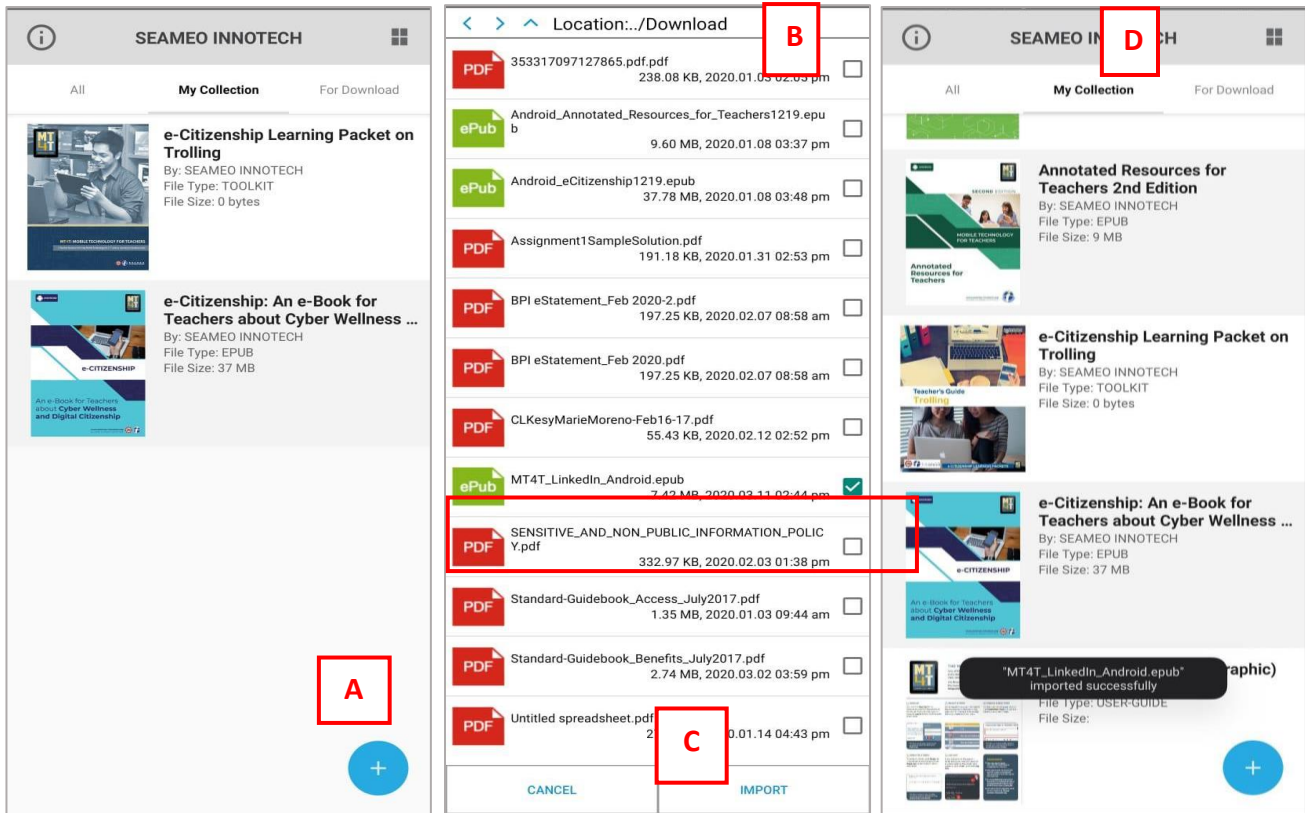
The SI Reader for Android mobile devices allow importing of any PDF and ePub files that you might have on the local storage of your Android mobile device. Once you download the SI Reader, you will see that MT4T materials (i.e., e-books and infographics) and resource toolkits are already preloaded in its library. These preloaded files are not yet downloaded to the e-reader but may be readily accessed once you choose to download. If there are other e-book files (in ePub format and PDF) that you have on your Android mobile device, you may use the SI Reader to access these through the **import function** of the app.

Importing an e-book file allows other PDFs and ePubs to be stored to the SI Reader library. Once you have successfully imported a PDF or an ePub to the SI Reader, you can open the file, read its contents, and use applicable functions of the e-reader app depending on the file type that you have imported.

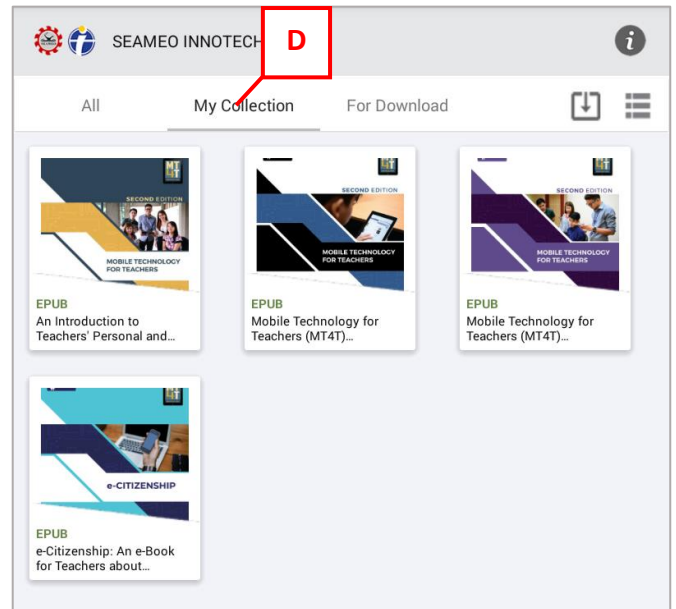
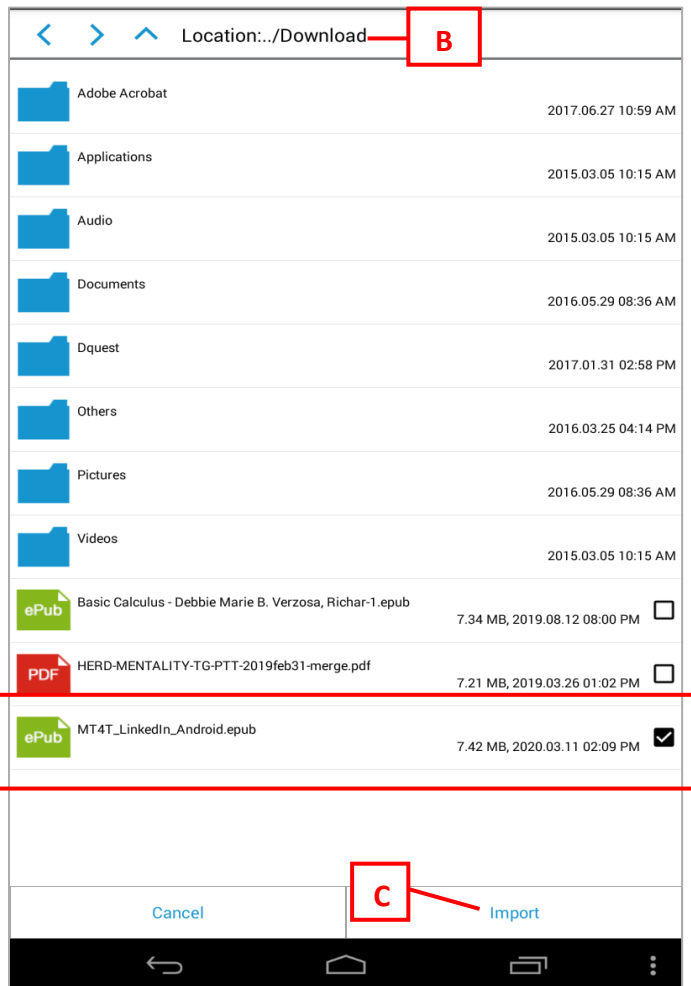
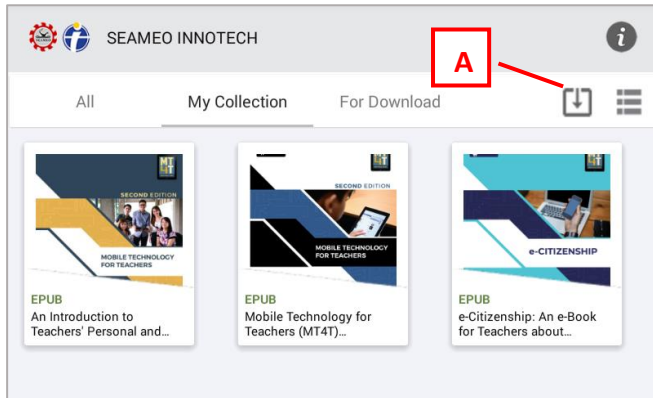
Here is a guide on how to import a PDF or an ePub file to the SI Reader installed on your Android mobile device.

- A. Go to **My Collection** then tap the **blue plus** button found on the lower right part of the page. If you are using an Android tablet, go to **My Collection** then tap the **import icon** found on the upper right part of the page.
- B. Your Android mobile device's local storage will be displayed. Locate the e-book file to be imported then check the **box**.
- C. Tap **Import** and wait for it to load. Once importing is complete, you will be redirected to the bookshelf and receive a notification that the file was imported successfully to your device.
- D. You should see the imported file under the **My Collection** tab. Check the next page for the detailed guideline to reading the imported or downloaded e-book.

View from an Android Smartphone



View from an Android Tablet

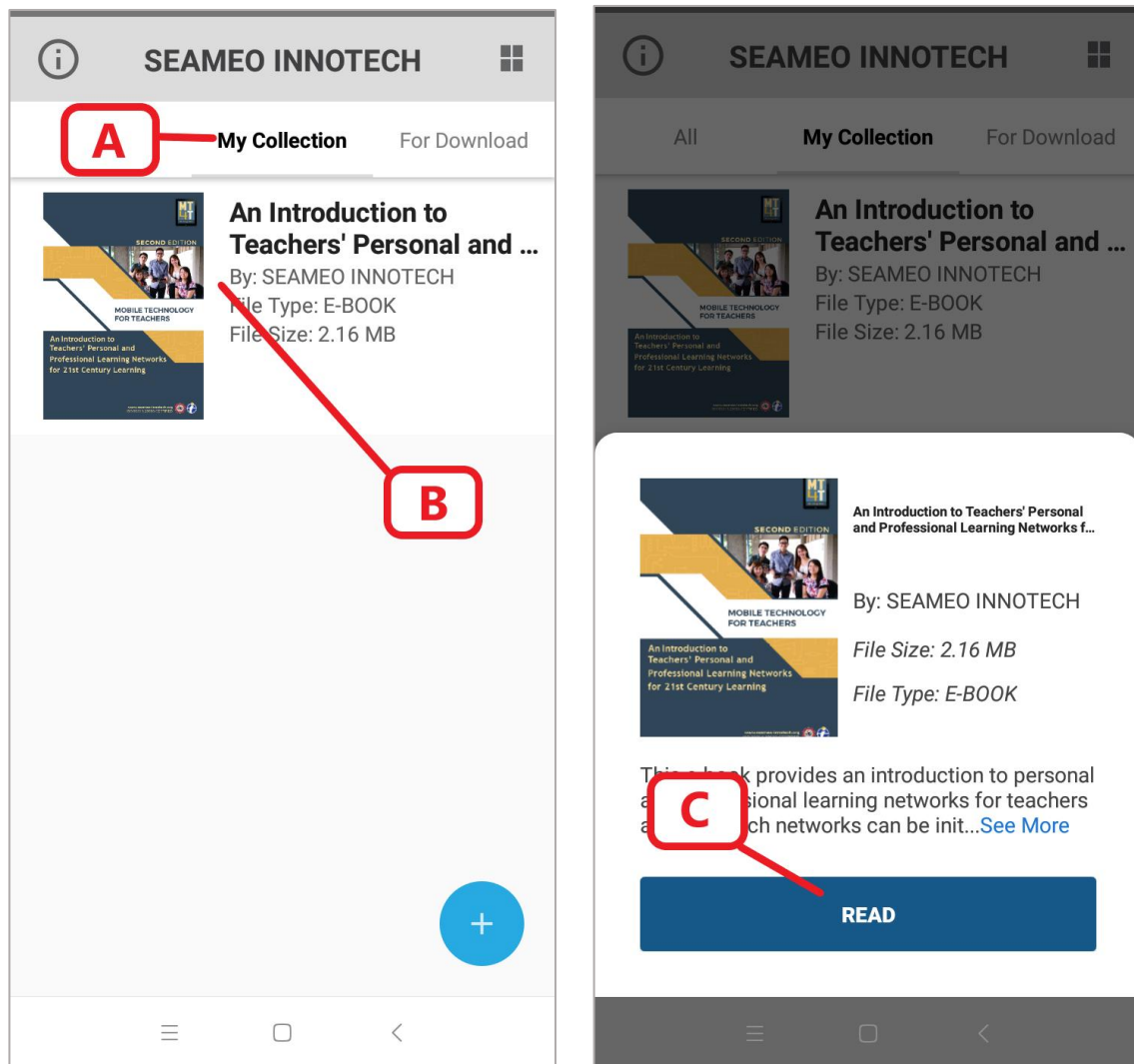


Reading MT4T Interactive e-Books

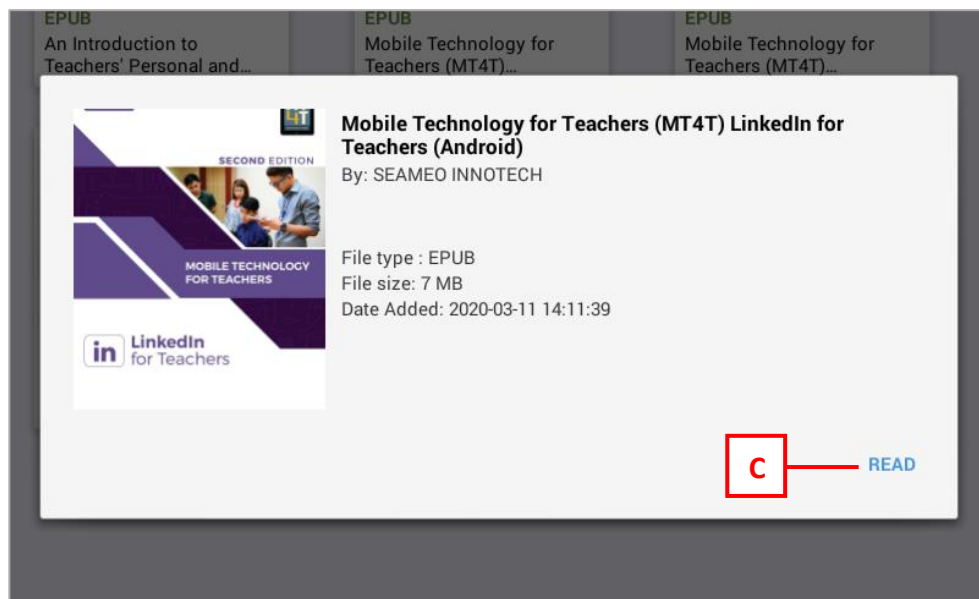
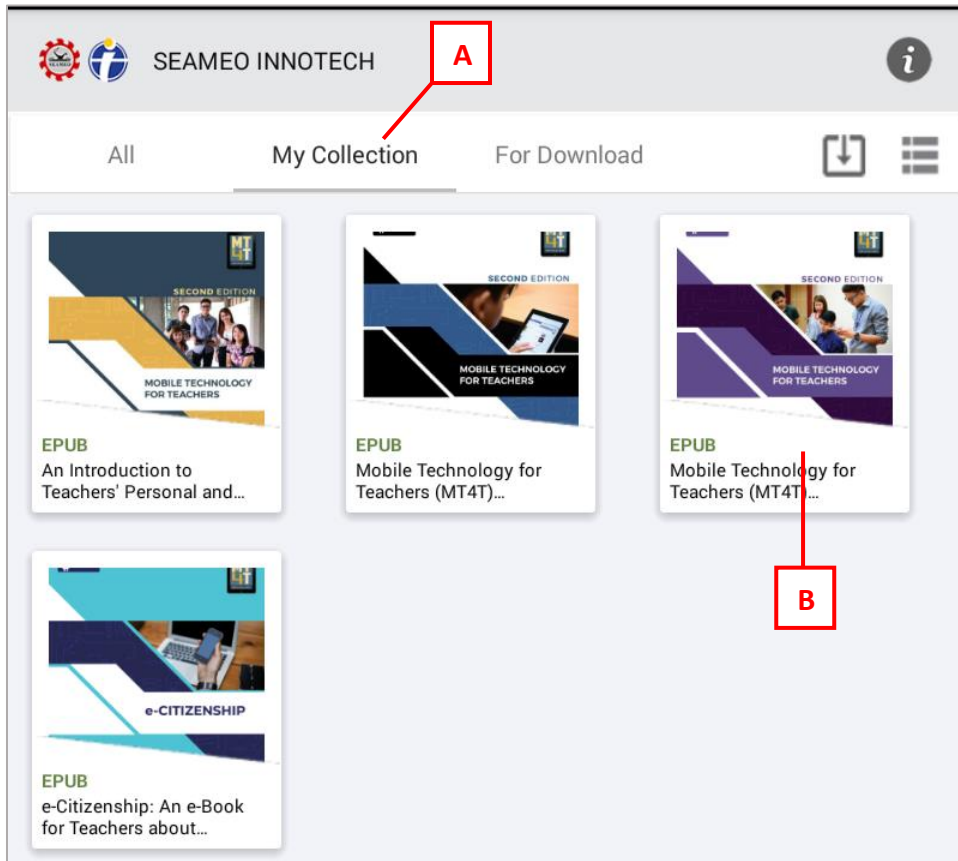
- To read an MT4T e-book, tap the **My Collection** tab. If the MT4T e-book you wish to read is not there, it is likely that you have not yet downloaded it. Go to the **For Download** tab to proceed with the download process first. **Only downloaded e-books can be opened and read** using the SEAMEO INNOTECH Reader app.
- Tap the cover of the MT4T e-book you wish to read.
- A pop-up will appear with the MT4T e-book's brief description. Tap the **Read** button to open and read the e-book.

Note: Once an e-book is downloaded, you will be able to read it even without an internet connection.

View from an Android Smartphone



View from an Android Tablet



The SEAMEO INNOTECH Reader Features for ePubs

There are two types of MT4T e-books—Portable Document Format (PDF) and ePub. ePub is the short term for electronic publication. It is an open e-book standard and file format that is optimized for viewing on devices. The major difference between ePub and PDF is the reading experience. PDF documents can be viewed exactly the same as the original format, but for readers on small devices this can be a challenge. On the other hand, ePub is a reflowable document that can adjust its presentation to a device.

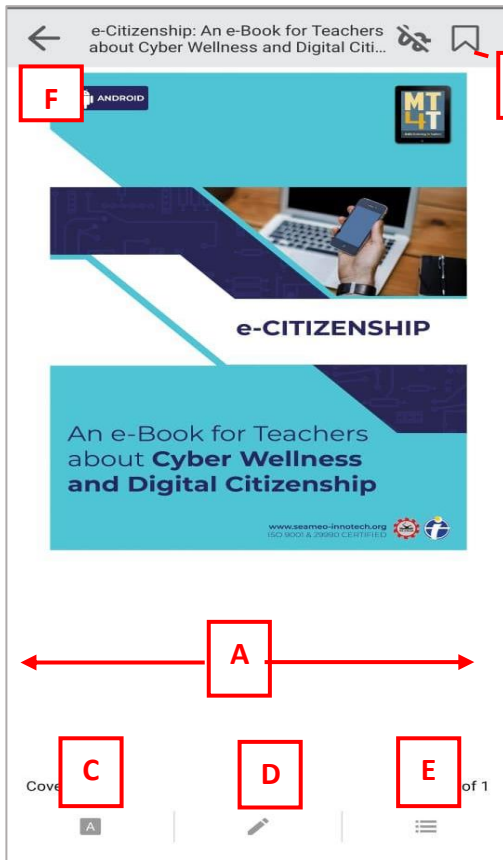
At present, there are five MT4T e-books that are available in both PDF and ePub format, namely, *e-Citizenship*, *Facebook for Teachers*, *Annotated Resources for Teachers*, *An Introduction to Teachers' Personal and Professional Learning Networks for 21st Century Learning*, and *LinkedIn for Teachers*. Other MT4T e-books are available only in PDF such as *Twitter for Teachers*, *Edmodo for Teachers*, *Blogging for Teachers*, and *Uses and Functionalities of Mobile Devices* (i.e., Apple and Android) and the *Mobile Technology for Teachers: A Teacher Resource Kit for 21st Century Learning in Southeast Asia*.

The SEAMEO INNOTECH Reader has features that are meant to enhance your reading experience. Using the SI Reader to read an e-book is easy. Here are simple instructions on how to navigate through the e-book and use the features of the e-reader app.

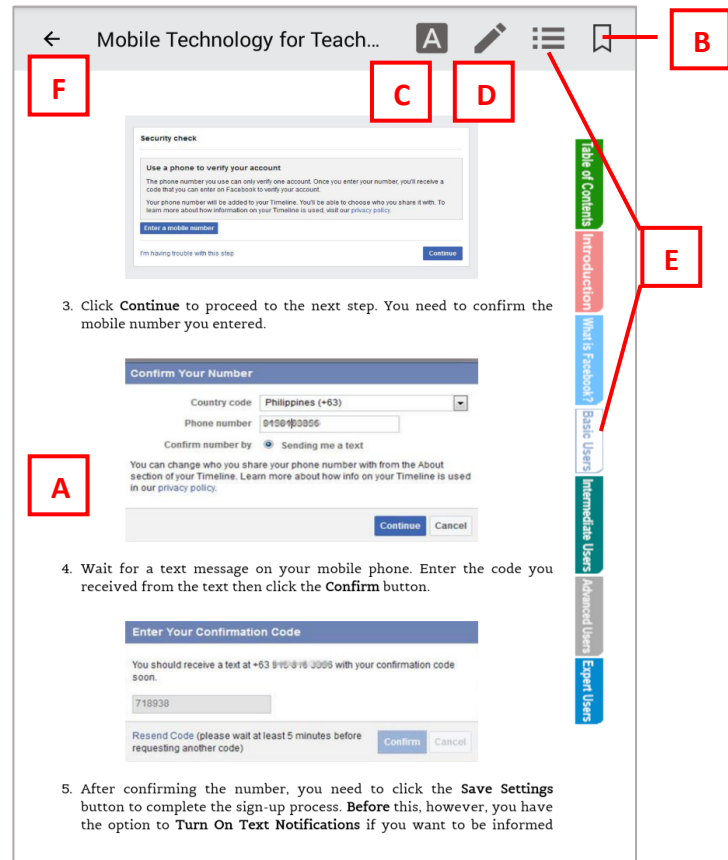
- A. To go to the next page, tap or swipe the page to the left. To go back to the previous page, tap or swipe the page to the right.
- B. To bookmark a page, tap the **Bookmark** icon. Once tapped, the button will be filled with gray shading and check icon.
- C. To adjust the font size, style, and text background, tap the **Font** icon.
- D. To draw on the page, tap the **Draw** icon.
- E. To view the Table of Contents, tap the **TOC** icon. The TOC also contains the list of bookmarked and drawing pages.
- F. To go back to the **My Collection** tab, tap the **Back** button.

Note: Some MT4T e-books have side tabs that similarly function as the table of contents. Tap a preferred topic and it will direct you to that topic's location on the e-book.

View from an Android Smartphone



View from an Android Tablet



Adjusting the Page Settings

The SEAMEO INNOTECH Reader experience can be customized by adjusting the **Page Settings** represented by the **A** button. In an Android smartphone, this is found on the bottom left of the screen, while in an Android tablet, this is located on the top right of the screen. From here, you can modify the e-reader’s settings.

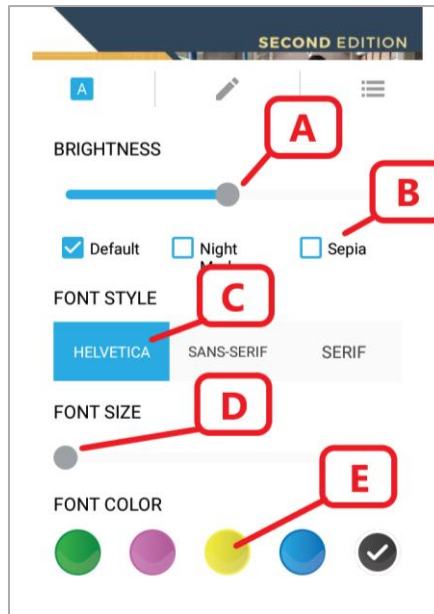
- A. To adjust the brightness of the SI Reader, move the **Brightness** range slider.
- B. To change the background of the SI Reader, select an option from the **Background**.
- C. To change the font style of the SI Reader, select an option from the **Font Style** Options.
- D. To adjust the font size of the SI Reader, move the **Font Size** range slider.

Note: For an Android tablet, you may scroll down the pop-up to see other options available.

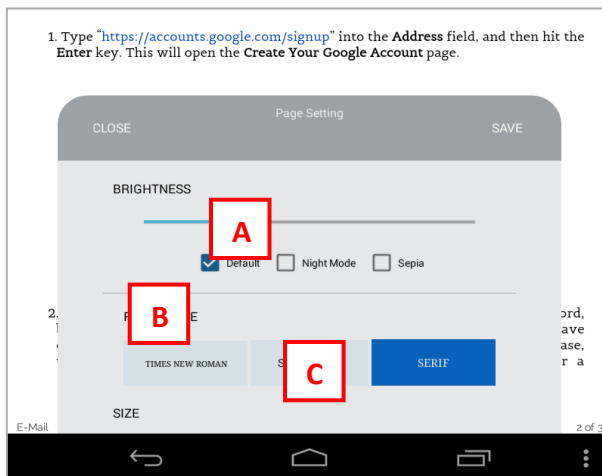
- E. To change the default black text to another color, select an option from the **Font Color** Options.

Note: Choosing a setting option will automatically be applied on your SI Reader. To close the Page Settings, tap anywhere outside the pop-up page.

View from an Android Smartphone



View from an Android Tablet



Exploring the Drawing Tool

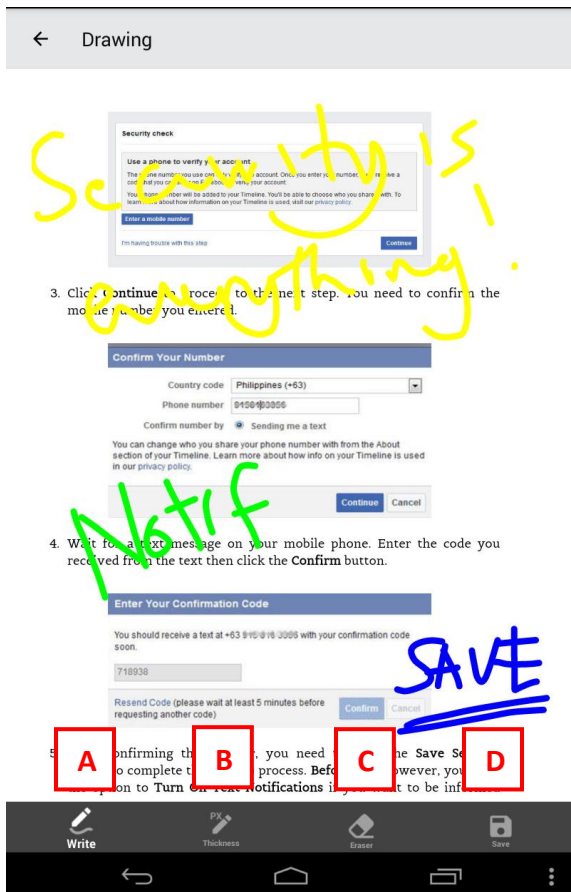
The SEAMEO INNOTECH Reader offers a drawing tool that allows scribbling doodles, marks, and/or shapes on the pages of an ePub version of any MT4T e-book. This feature is specially helpful if you want to add notes to the page you are reading, or emphasize a word or phrase that you found to be interesting by drawing a circle, or rectangle around that word/phrase. To make your doodles more attractive, you can also use different colors. You can save these notes and marks for viewing later.

Here are the steps to navigate the Drawing Tool.

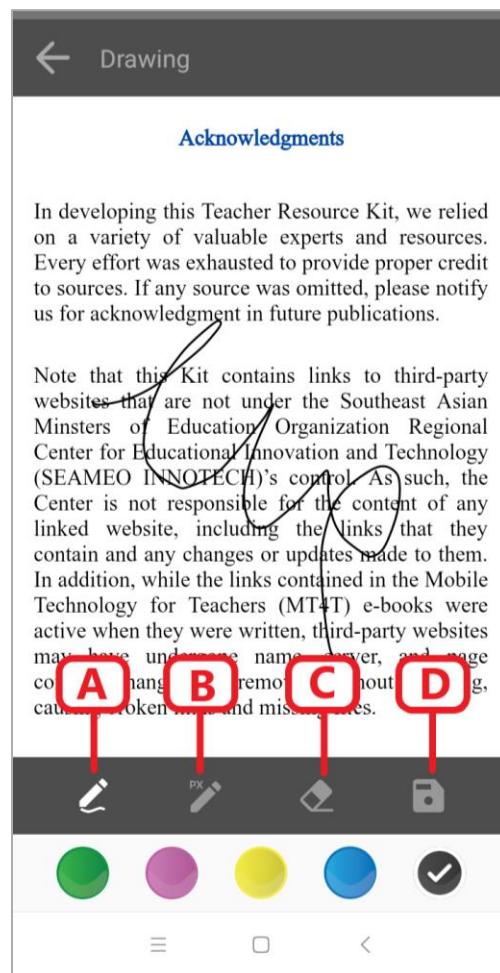
After tapping the pen icon for drawing, you will be able to view the different tools to customize your reading experience while using the SEAMEO INNOTECH Reader.

- A. To add a drawing/doodle on an e-book page, tap the **pen icon for Drawing**. The icon is also used to select the color of the pen.
- B. To select the size of the pen, tap the **Pen PX** icon.
- C. To erase the drawing, tap the **Eraser** icon.
- D. To save a drawing, tap the **floppy disk icon**.

View from an Android Tablet



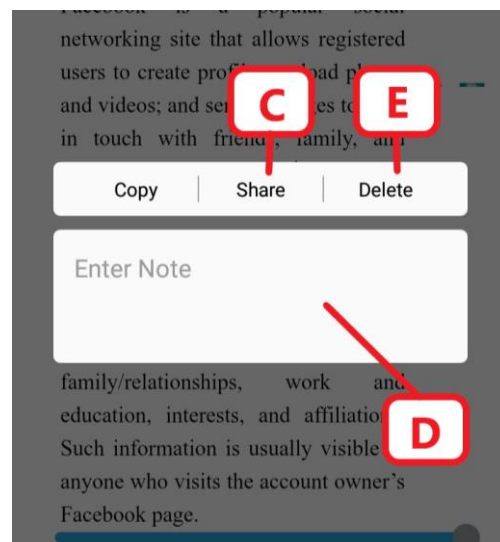
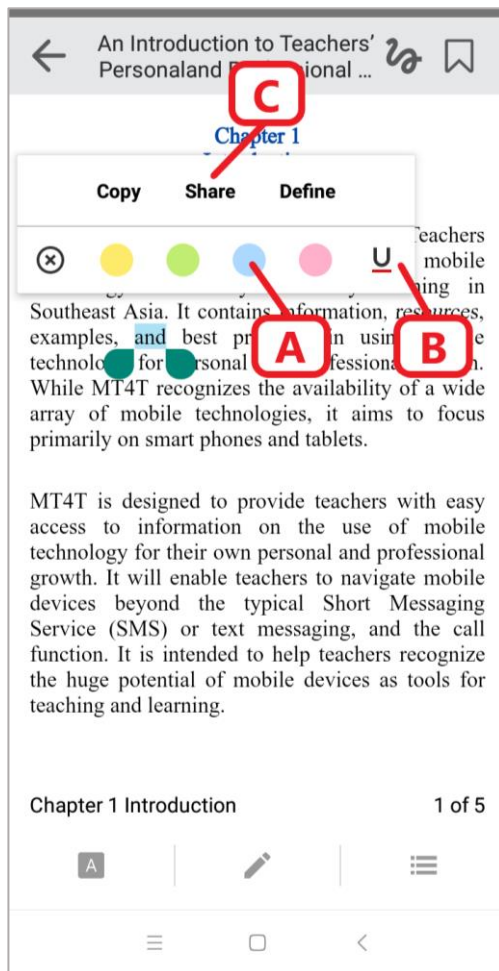
View from an Android Smartphone



Adding Highlights, Underlines, and Notes (Android Smartphones only)

- A. To highlight a text/paragraph, double tap on the **text/paragraph** that you want to highlight. Options will show, to select the color of the highlight, select a color from the Color Options.
- B. To underline a word, select the **Underline** Option.
- C. To share a selected text/paragraph, tap the **Share** Option.
- D. To add a note to a highlighted/underlined word, tap the **highlighted word**.
- E. To remove a highlight/underline from a text/paragraph, tap the **Delete Highlight/Underline** Option.

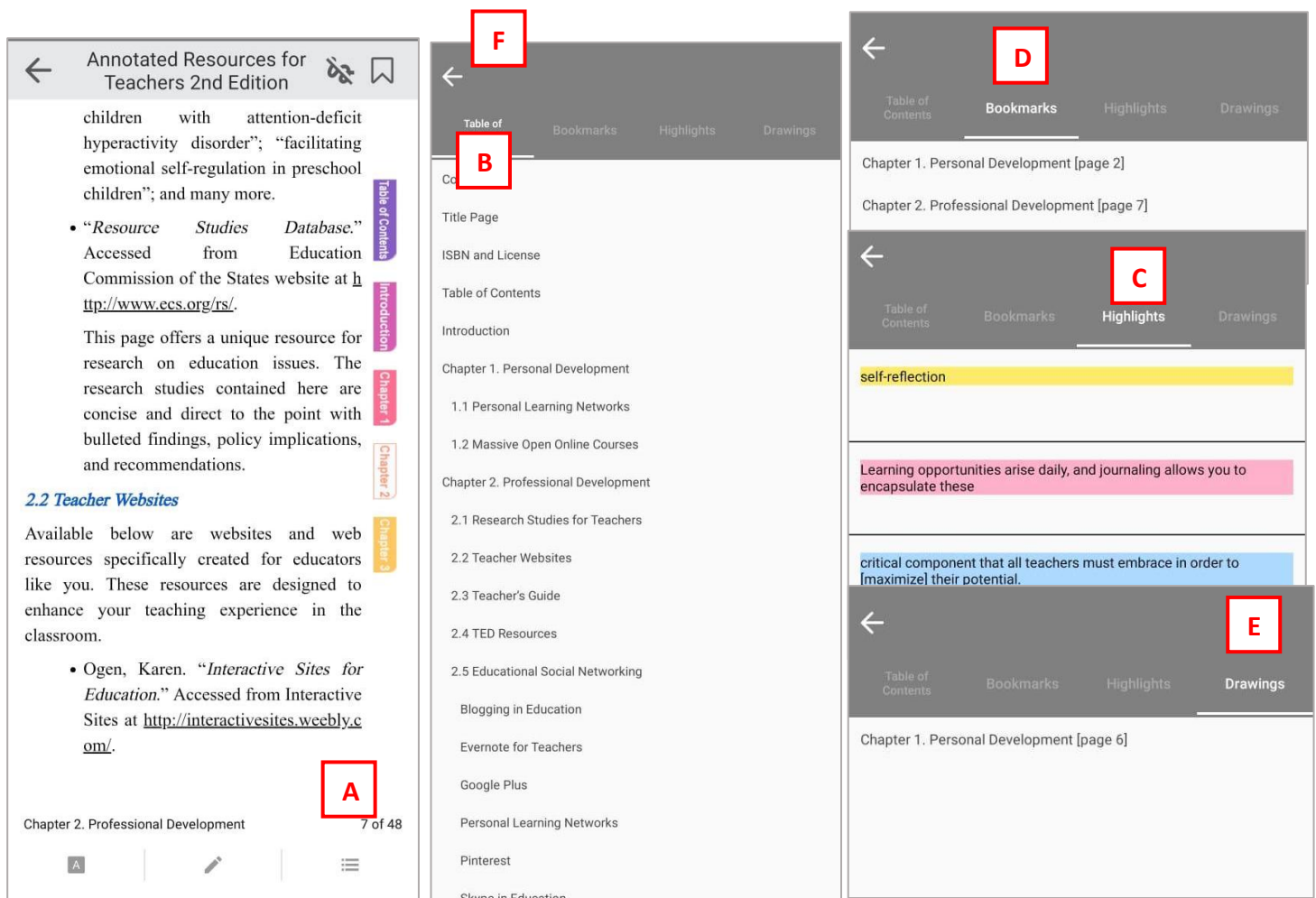
Note: The SI Reader build for Android tablets does not have a tool for highlighting and adding notes.



Accessing the Table of Contents, Highlights, Bookmarks, and Drawings

- To view the Table of Contents of an MT4T e-book, tap the **TOC** button found on the lower right part of the page.
- The **Contents** tab has links of topics and its actual location in the MT4T e-book.
- To view the list of Highlighted text/paragraph, tap the **Highlights** tab. Tap any item on the list and you will be redirected to its actual location in the e-book.
- To view the list of bookmarked pages, tap the **Bookmarks** tab. Tap any item on the list and you will be redirected to its actual location in the MT4T e-book.
- To view the list of pages with Drawings, tap the **Drawings** tab. Tap any item on the list and you will be redirected to its actual location in the MT4T e-book.
- To go back to reading mode, tap the **Back** button.

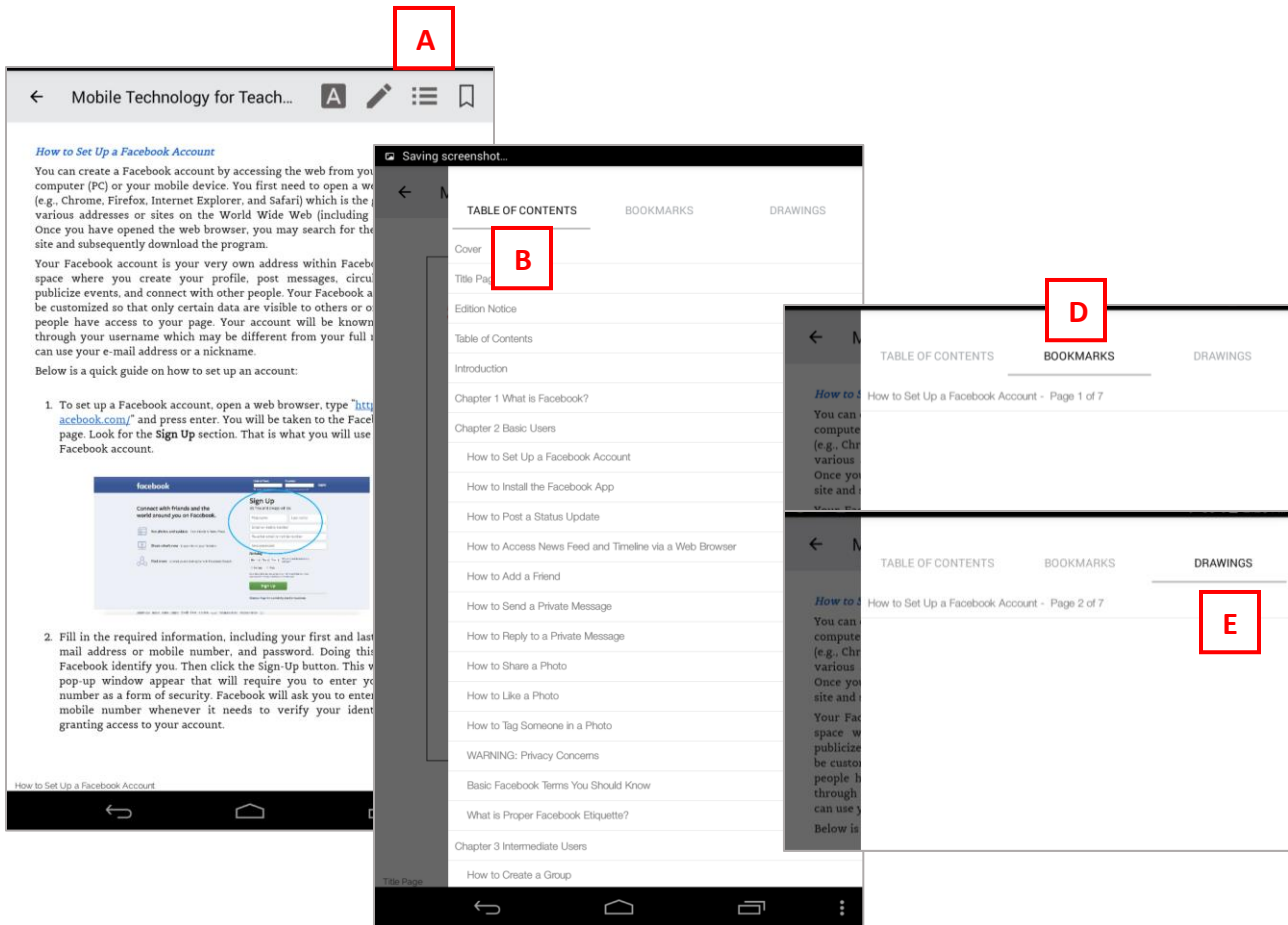
View from an Android Smartphone



The figure consists of three screenshots of the SEAMEO INNOTECH Reader interface on an Android smartphone, illustrating navigation steps A through F:

- Screenshot 1 (Left):** Shows the main reading view. A red box labeled 'A' is positioned at the bottom right corner of the page, near the page number '7 of 48'.
- Screenshot 2 (Middle):** Shows the navigation menu. A red box labeled 'B' is over the 'Table of Contents' tab, and a red box labeled 'F' is over the 'Back' arrow at the top left.
- Screenshot 3 (Right):** Shows the 'Bookmarks' tab selected. A red box labeled 'D' is over the 'Bookmarks' tab, and a red box labeled 'C' is over a highlighted text snippet. A red box labeled 'E' is over the 'Drawings' tab at the bottom right.

View from an Android Tablet



Conclusion

The SEAMEO INNOTECH Reader is meant to enhance your reading experience as an educator when accessing MT4T resources- more so, ePub files. The MT4T ePubs are programmed to complement the SI Reader. However, the ePubs may still be accessed from any universal e-book reader. Similarly, the SI Reader, as a universal e-reader mobile application, may be used to open the PDF version of the MT4T e-books and other ePub and PDF files.