



Knowledge Forum on CyberSafety of Filipino Learners SEAMEO INNOTECH *May 27, 2019*


Online risks Filipino children face today

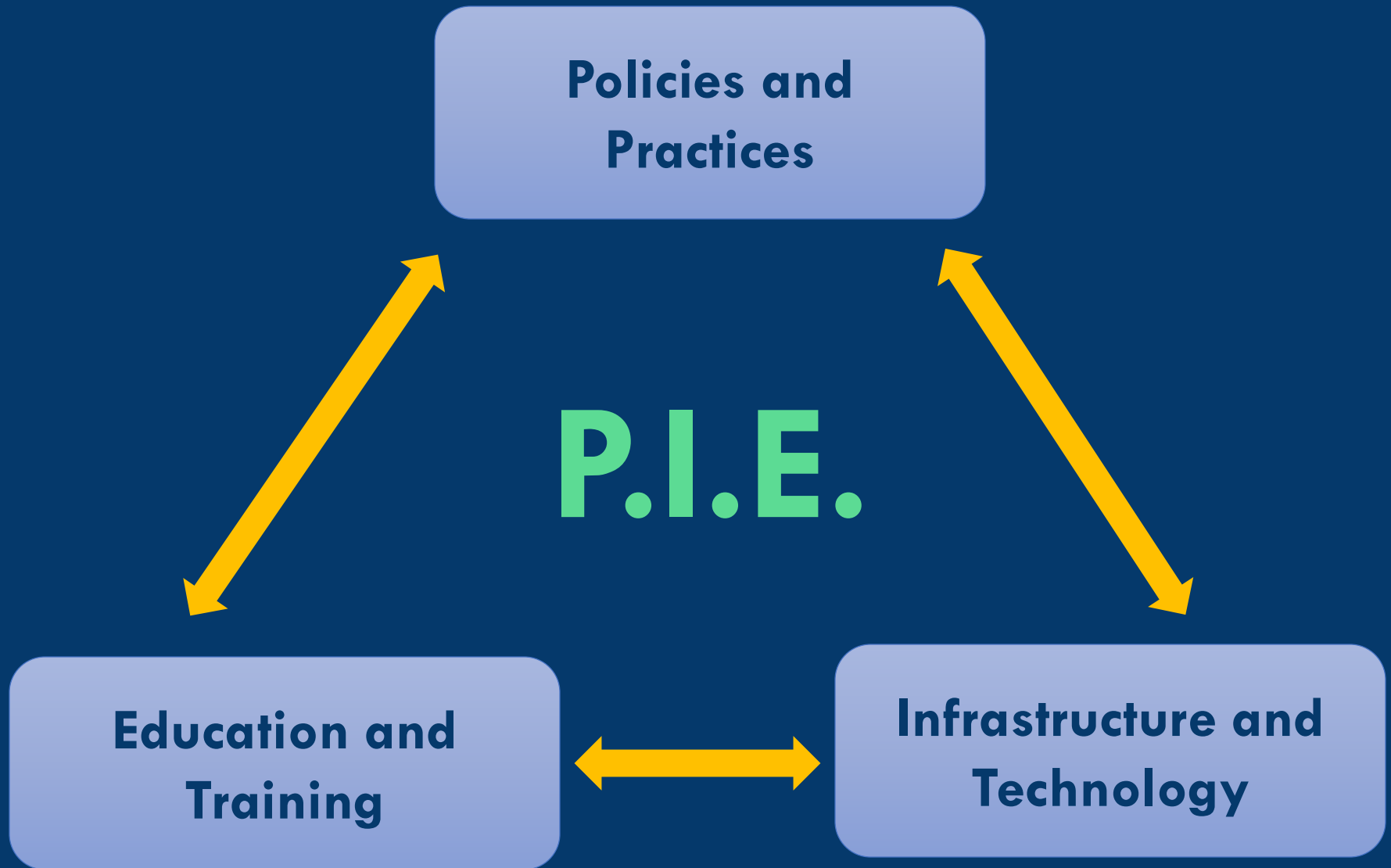


A study by Stairway Foundation

Cybersafety: Interventions

How do we make the Internet a safe space for children?





Becta's PIES model

Policies and Practices

*Integrating Anti Bullying Policies
and Online Safety Policies in our school
child protection policies, including creating
social media policies for schools*

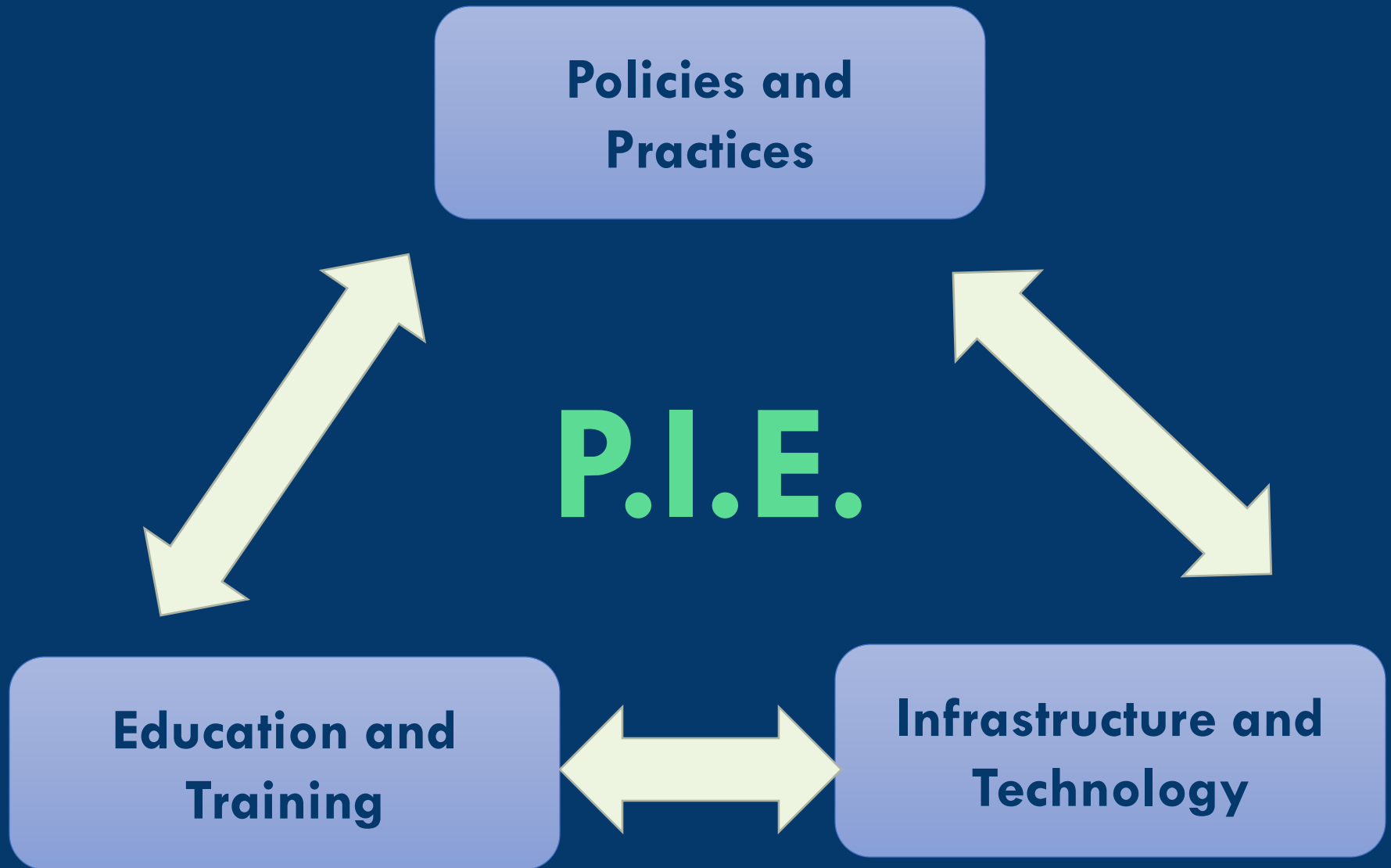
B. The CPC shall perform the following functions:

1. Draft a school child protection policy with a code of conduct and a plan to ensure child protection and safety, which shall be reviewed every three (3) years. The template for the school child protection policy is attached as Annex "C";

Section 4.

Adoption of Anti-Bullying Policies

All public and private kindergarten, elementary and secondary schools shall adopt policies to address the existence of bullying in their respective institutions. Such policies shall be regularly updated and, at a minimum, shall include provisions on prohibited acts, prevention and intervention programs, mechanisms and procedures.



Becta's PIES model

Infrastructure and Technology

*Maximizing online reporting
and take down tools of Social Media Platforms
Installing filtering and blocking software in
school internet connections*

Education and Training

*Teaching Stakeholders and Duty Bearers
CyberSafety*

Teaching children CyberSafety

Online Safety
is NOT only about
technology.
It is about
behavioral change




Core Child Online Protection Concepts

Children's Rights and ICT

Internet access is now deemed as a right of children towards access to information (child participation) and as a vehicle for self expression

Online to Offline Consequences

*Whatever we do online,
also has offline consequences.*



The Concept of Strangers

Strangers are people we do not know. This is the same both offline and online.

The way we interact with strangers offline should be the same online.





Private Information

Private Information are things about us,
which should not be shared with anyone.


Think about consequences.

How would this affect you or your loved
ones if others get to access this
information?



Recognizing Online Red Flags

If you feel uncomfortable because of something you saw/heard/read online, or because of an online interaction, then consider this as a potential red flag.





Recognizing Online Red Flags

If it involves the private body parts, (e.g. someone asks you to show your private body parts, or shows his/hers to you), then it is definitely a red flag!



Responding to Online Red Flags

If you do encounter an online red flag, stop the online interaction, and tell a trusted adult about the experience.



CyberSafe Learning Resources Eco-system

CyberSafe Lesson Plans

Dalir-eskwela

CyberSafe ELearning

[HOME](#)[ABOUT](#)[SURVEY](#)[MANUALS](#)[TRAINING & WORKSHOPS](#)[DOWNLOAD](#)

Download CyberSafe Manuals



Is an initiative of DepEd
through the Office of the
Undersecretary for Legal Affairs
and Stairway Foundation

There was an expressed need
from participants during the
National DepEd Child Protection
Trainings for Online Safety
Lesson Plans

Lesson plans on Cyber Safety covering Grades 5-6 and Junior High

Is an evidence based initiative that responds to the need to provide localized child protection education to students in the context of the online world




break the silence
Stop child sexual abuse and exploitation

Main Office
Stairway Foundation, Inc.
Barangay Aminuan, Puerto Galera
Oriental Mindoro 5203
Philippines
Telephone: +63 84310922

Manila Office
Ground Floor, Building 1, Emilio Aguinaldo College
1113-1117 San Marcelino St., Ermita, Manila 1000
Telephone: +63 2 516 3625, 0917-6644013
email: info@stairwayfoundation.org


Copyright © 2015 Stairway Foundation Inc.
All Right Reserved



CYBERSAFE

Online Safety lesson plans for teachers
Grades 5-6



CYBERSAFE

Online Safety lesson plans for teachers
Junior High

MANUAL 2

www.cybersafe.asia

2 Matched Resources for "cybersafe"

Learner Resources

Teacher Resources

Professional Development

Media Gallery

Search:

ID	Title	Resource Type	Format	Actions
11770	Cybersafe online safety lesson plans for teachers grades 5-6	Teacher's Guide	PDF	View Download
11771	Cybersafe online safety lesson plans for teachers junior high	Teacher's Guide	PDF	View Download

Total Items:

2



Students provided feedback on the lessons themselves







Republic of the Philippines
Department of Education

DepEd MEMORANDUM
No. 94 , s. 2016

10 JUN 2016

**PROMOTION OF ONLINE CHILD PROTECTION AND PREVENTION
OF CYBERBULLYING**

To: Undersecretaries
Assistant Secretaries
Bureau and Service Directors
Regional Directors
Schools Division Superintendents
Public and Private Elementary and Secondary Schools Heads

1. In recognition of the growing need to protect children from bullying, particularly cyberbullying and the potential risks of using the internet, DepEd entered a partnership with Stairway Foundation, Inc. (SFI) through the CyberSafe Project. The Project focuses on **Online Child Protection** and seeks to prevent online child abuse through the creation and dissemination of instructional materials on online safety.

2. In line with the mandates of DepEd's Child Protection Policy (DepEd Order No. 40, s. 2012) and the Implementing Rules and Regulations of the Anti-Bullying Act of 2013 (DepEd Order No. 55, s. 2013) to build the capacities of school personnel, pupils and students to prevent the incidence of child abuse and bullying, the Project produced the CyberSafe Online Lesson Plans for Grades Five and Six (Manual 1) and Junior High School (Manual 2) learners. The Lesson Plans consist of different modules which will aid teachers in developing the students' capacities to stay safe online by teaching positive online behavior, discussing topics related to cyberbullying, and how to recognize and respond to cyberbullying. The modules are uploaded on the DepEd Learning Resources Management and Development System (LRMDS) portal and the CyberSafe Project portal (www.cybersafe.asia) for viewing and downloading purposes.

3. The use of the CyberSafe Online Lessons is highly encouraged to promote Online Child Protection and prevent online child abuse, particularly cyberbullying. Copies of the Manuals will be released to the schools division offices for distribution to the schools under their respective jurisdictions.
4. Immediate dissemination of this Memorandum is desired.


BR. ARMIN A. LUISTRO FSC
Secretary

Grades 5-6

- Social Networking
 - Image and content sharing
 - Online Friends
 - Account Privacy




- Mobile
 - Texting – one on one and text clans
 - Selfies



- Gaming
 - Privacy



- Other Inappropriate conduct and content
 - CyberBullying



Junior High

- Social Networking

- Image and content sharing
- Online Friends
- Online Relationships (Romantic)
- Account Privacy



- Mobile

- Instant messaging, Selfies and Sexting
- Text clans



- Gaming

- Gambling
- Addiction



- Other Inappropriate conduct and content

- CyberBullying





Account Privacy

Learning Objectives

- To distinguish between public and private online accounts;
- To identify the risks of unmanaged online accounts;
- To demonstrate the use of online account Privacy Settings, and
- To realize the importance of the responsible and safe use of social networking sites.

Image and Content Sharing

Learning Objectives

- To identify the things to be considered when creating an online profile;
- To identify which personal information is safe to include in an online profile;
- To identify which information may be shared online and which information should be kept private;
- To identify the possible consequences of sharing personal information online, and
- To value the importance of responsible image and content sharing.

Time frame

One (1) hour

Materials

- Colored paper
- Manila paper
- Glue



Online Gaming Privacy

Learning Objectives

- To identify the risks of not practicing privacy while playing online games;
- To demonstrate the use of Privacy Settings while playing online games, and
- To value safe and responsible online gaming.

Time frame

One (1) hour

Materials

- White and blue – colored paper with symbols used in the Game of the Generals
- Game area



Cyberbullying

Learning Objectives

- To define what cyberbullying is;
- To identify cyberbullying in social media via online comments/posts;
- To recognize the harmful effects of cyberbullying, and
- To realize the value and importance of empathy to victims of cyberbullying.

Time frame

One (1) hour

Materials

- Paper bag puppet (medium – sized)
- Cut – out 'comments' about the puppet
- Scissors
- Glue/paste
- Colored paper
- Pentel pen



about our secrets. But what if it happens online and the person is a stranger, would the situation be as manageable?

- If you accidentally posted or shared something embarrassing online, what would you do? How could you remove it?



Disclosures

Responding to disclosures of online abuse/concerns

There will be instances when you will encounter disclosures from your students arising from the discussion of the topics here. It is very important that you handle these disclosures very seriously and professionally. Your students will disclose to you for a reason – because you are a trusted adult – and you should safeguard the trust given to you by your students!

If any of your students begin disclosing **during** your CyberSafe session, make sure that you do protective interrupting. Protective interrupting means preventing the child from disclosing in front of other children, but at the same time, making sure that you give him/her the assurance that you will talk to him/her after your session. You can do this by gently redirecting the disclosure by saying things like "maybe we can talk about this after class".

If any of your students discloses **after** your session, make sure to follow these basic guidelines:

- Listen
- Believe the child
- Stay calm
- Let the child know he/she is not alone
- Let the child know what is going to happen (that in order to help him/her, you have to tell this to the school child protection committee)
- Report immediately to the school child protection committee

As a teacher, you are legally mandated to report to your school child protection committee, which handles all child protection concerns under DepEd order no. 40, series of 2012 (the DepEd child protection policy) and the anti-bullying law.

As guidance for the school child protection committee, the following are the different reporting channels for cybercrime concerns:

Philippine National Police (PNP) Anti CyberCrime website: <http://pnpacg.ph/main/>

The Inter-Agency Council Against Child Pornography: www.iacacp.gov.ph

Stairway Foundation, Inc.: email us at report@stairwayfoundation.org

Facilitated Increase in reporting of Cyber-Violence cases from students

Increased online protective behavior of children such as increased digital privacy, and recognition of abusive behavior online



CyberSafe Lessons for Grades 1-4



**Building appreciation
and examining the
online world**



**Recognizing
Online Red Flags**

**Online to Offline
Consequences**



**Taking care of self
and others online**

Being a good netizen



Uses the experiential learning method

Takes into account children's developmental stages and how it affects their online behavior



Creates an active dialogue between teachers and students to discuss issues which they might not have any opportunity to discuss in their other spheres of life



Activity

(Activity)



Activity Guide Questions

(Publishing and Processing)



Abstraction

(Generalizing)



Key Learning Points

(Applying)



Dalir-eskwela videos



Launched Nov 9, 2018

**Internet and
Mobile
Marketing
Association of
the Philippines
(IMMAP)**




Creatives

DepEd



**Roll-out +
content**

**Stairway
Foundation**




**Content and Child
Safeguarding**






CyberBullying





Gaming






Online Chatting





Pornography (self generated CSAM)



Parents' Brochures – continue the education in-home



<https://www.cybersafe.asia/dalir-eskwela>

asia



HOME ABOUT SURVEY MANUALS TRAINING & WORKSHOPS DOWNLOAD E-LEARNING DALIR-ESKWELA FRIENDS FOR KEEPS

Download CyberSafe Manuals



Stairway CyberSafe ELearning



STAIRWAY
FOUNDATION INC.

e-learning for the prevention of
child sexual abuse and exploitation

[Moodle Login Page](#)

Stairway Foundation Inc.

Courses offered ▾


Break the Silence ▾

About Us ▾

Get Help

User Requirements

[Search courses](#)



Child Sexual Abuse Prevention e-learning Course

A transformative learning experience in child protection

Here we have transformed the Break the Silence basic training modules on Child Rights, Child Sexual Abuse Prevention and Cyber Safety into six interactive and engaging e-learning tutorials. As you get started with the tutorials, you will initially watch an animated short film introducing you to the basic concept of the topic being taught. Next, you will undergo the e-learning tutorial to further enhance your knowledge of the topic. After each section, a short quiz will be given to test your comprehension. Knowledge gained in the e-learning tutorials will be sufficient for you to conduct fruitful discussions on the issue of Child Rights, Child Sexual Abuse Prevention, and Cyber Safety.

Who should take this course?

This course is highly recommended for teachers, parents, social workers, students, advocacy groups and any individual, who want to protect children from harm and abuse offline as well as online.





A Transformative Learning Experience in Child Protection



A Transformative
Learning Experience
in Child Protection



A Transformative
Learning Experience
in Child Protection



A Transformative Learning Experience in Child Protection




AVAILABLE COURSES




Alligator River Story

Alligator River Story is a tale about a young woman who wants to visit her boyfriend who lives on the other side of a river infested with man eating alligators.

[Read More](#)


I am a Child

Awareness plays a key role in implementing prevention programs. Children who know that they have rights, who are well informed about inappropriate touch, who are taught to trust their feelings about situations and people, and who know where to get help if needed, are less likely to be victims of any type of sexual abuse.

[Read More](#)



A Good Boy

A Good Boy is a powerful depiction of the crime of child sexual abuse. It is a tale about how a young street kid named Jason is entrapped by Bob, a child sex offender. Bob befriends Jason and his family with money and gifts. He gains their trust and invites Jason on a little "business trip" where he abuses him.

[Read More](#)


Red Leaves Falling

Red Leaves Falling is a story of child sex trafficking and online pornography. Under the stress of poverty and a dying child, a mother agrees to send her daughters off to work in the city as house help, but the girls end up as sex slaves in a brothel.

[Read More](#)


Daughter

How many times does a child have to tell an adult about being sexually abused before she or he is believed? Daughter is a heartfelt story about a young girl who is left with the responsibility of taking care of her father and her siblings while her mother works overseas.

[Read More](#)


Cyber Safety


This collection of three engaging cyber safety e-learning modules aim to educate learners and develop their capacities to stay safe from online harm. Topics covered in the three modules include online bullying, online sharing and friending online.

[Read More](#)

A Transformative
Learning Experience
in Child Protection



A Transformative
Learning Experience
in Child Protection



A Transformative
Learning Experience
in Child Protection



A Transformative
Learning Experience
in Child Protection



Daughter

A story of Incest



 **break the silence**
Stop child sexual abuse and exploitation

A Transformative
Learning Experience
in Child Protection





STAIRWAY
FOUNDATION INC.

e-learning for the prevention of
child sexual abuse and exploitation

[Moodle Login Page](#)

Stairway Foundation Inc.

Courses offered ▾

Break the Silence ▾

About Us ▾

Get Help

User Requirements



AVAILABLE COURSES



Be a buddy not a bully

Tam Tamaraw is being bullied by the Lizzards Gang. They bully him at school and online. How can Tam Tamaraw deal with the bullying? What should he do? In this interactive e-learning module, you will learn about the different types of bullying and what to do about it.

[Take the course](#)



Add friends not strangers

Betty Butterfly has received a lot of new friend requests after signing up to different social media sites. Some of the friend requests come from strangers, whom Betty has never met before. Should Betty accept all of them? Should she ever meet any of them in real-life? In this interactive e-learning module, you will learn how to stay safe while having fun online.

[Take the course](#)



Some things are not worth sharing

Sharing is a good thing. But some things are not worth sharing. Help Cam Chameleon and his friends learn in this interactive e-learning module what things are safe to share online and what things are not safe to share online.

[Take the course](#)



A Transformative
Learning Experience
in Child Protection



A Transformative
Learning Experience
in Child Protection



A Transformative
Learning Experience
in Child Protection



They watch an animation first..



Drag to share the correct item

Score

00





Sharing is caring. Sharing makes others feel good. However, some things are not worth sharing. Think about the things you do not share. Why don't you share them? Perhaps it is because they are personal things, such as a diary, a toothbrush or swimwear. Personal things we try to keep for ourselves, however, we may share them with a family member or a close friend, but not with people we don't know.

Sharing pictures online



Is this image OK to share?




Sharing pictures online



Is this image OK to share?



Sharing pictures online



Is this image OK to share?



Move the slider to see Cam in the future

Age 6



Move the slider to see Cam in the future



Age 71



How do you think Cam feels when he sees the images of himself?

Choose an emoticon



Building Children's Online Protective Behavior



A Transformative
Learning Experience
in Child Protection



A Transformative
Learning Experience
in Child Protection



A Transformative
Learning Experience
in Child Protection



www.elearning.stairwayfoundation.org
www.cybersafe.asia



CyberSafe Lesson Plans

Dalir-eskwela

CyberSafe ELearning

ace@stairway.ngo